

TITLE:  
**PLANT STAND / BOOKSHELVES**

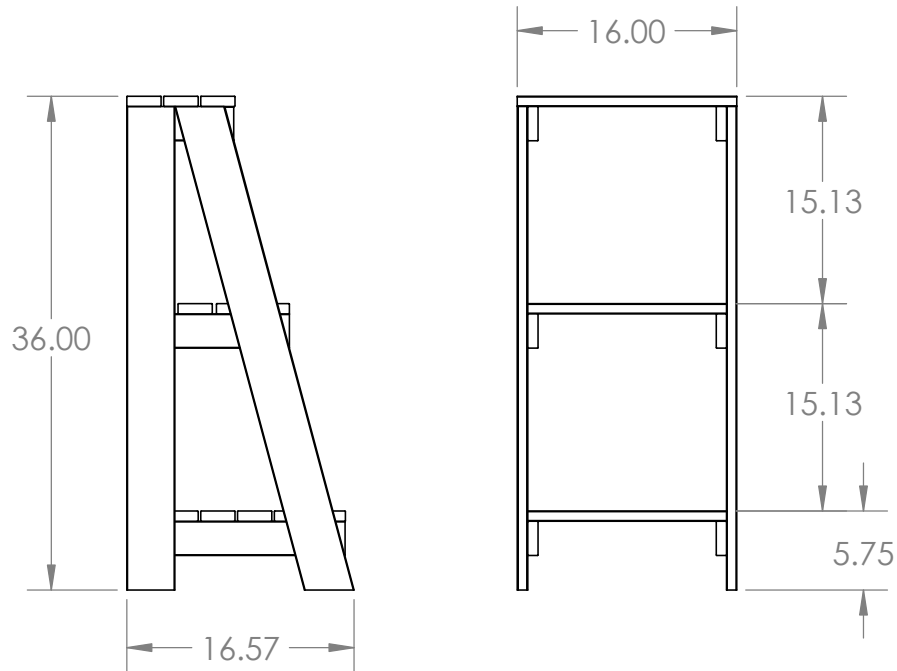
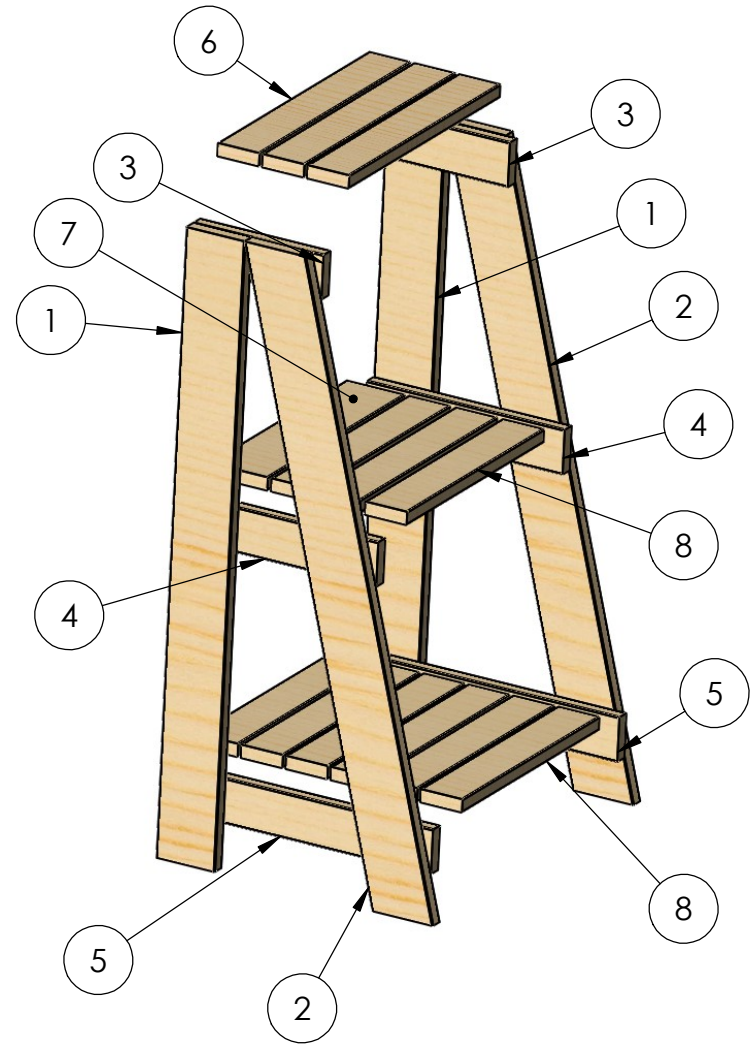


UNLESS OTHERWISE SPECIFIED:  
 DIMENSIONS ARE IN INCHES  
 TOLERANCES: ±0.0625 in

	NAME	DATE
DRAWN		
CHECKED		
COMMENTS:		
DO NOT SCALE DRAWING		

SIZE	DWG. NO.	REV
<b>A</b>	<b>TITLE PAGE</b>	
SCALE: N/A	WEIGHT:	SHEET 1 OF 1

ITEM NO.	PART NUMBER	QTY.
1	1x4x35.25 VERTICAL LEG	2
2	1x4x36 DIAGONAL LEG	2
3	1x3x7.75 SUPPORTING BAR - TOP	2
4	1x3x11.875 SUPPORTING BAR - MIDDLE	2
5	1x3x15.875 SUPPORTING BAR - BOTTOM	2
6	1x3x16 HORIZONTAL BAR	3
7	1x4x14.5 HORIZONTAL BAR	1
8	1x3x14.5 HORIZONTAL BAR	9



TITLE:

# PLANT STAND / BOOKSHELVES

SIZE

DWG. NO.

REV

**A**

**TOTAL ASSEMBLY**

SCALE: N/A

WEIGHT:

SHEET 1 OF 1

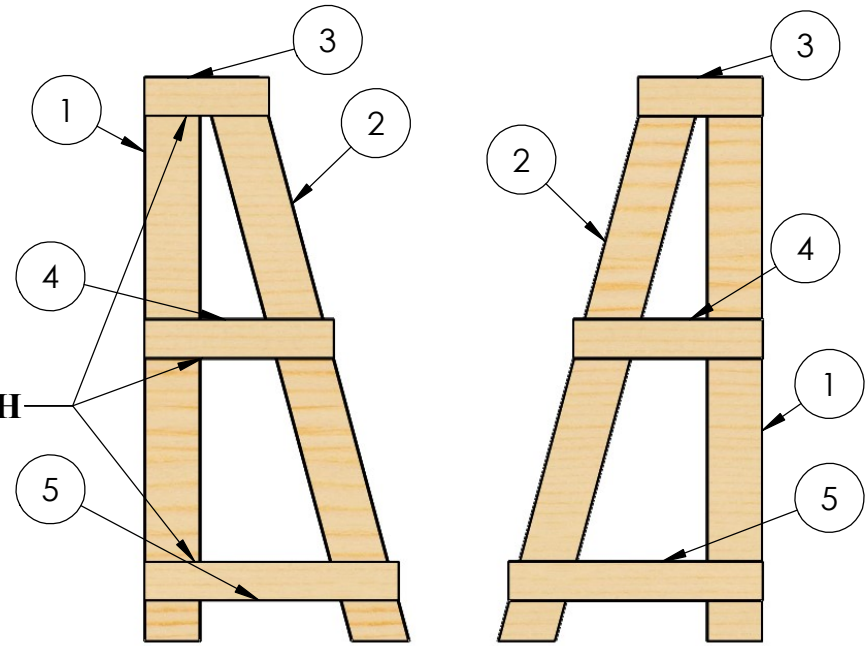


UNLESS OTHERWISE SPECIFIED:  
DIMENSIONS ARE IN INCHES  
TOLERANCES: ±0.0625 in

	NAME	DATE
DRAWN		
CHECKED		
COMMENTS:		
DO NOT SCALE DRAWING		

ITEM NO.	PART NUMBER	QTY.
1	1x4x35.25 VERTICAL LEG	2
2	1x4x36 DIAGONAL LEG	2
3	1x3x7.75 SUPPORTING BAR - TOP	2
4	1x3x11.875 SUPPORTING BAR - MIDDLE	2
5	1x3x15.875 SUPPORTING BAR - BOTTOM	2

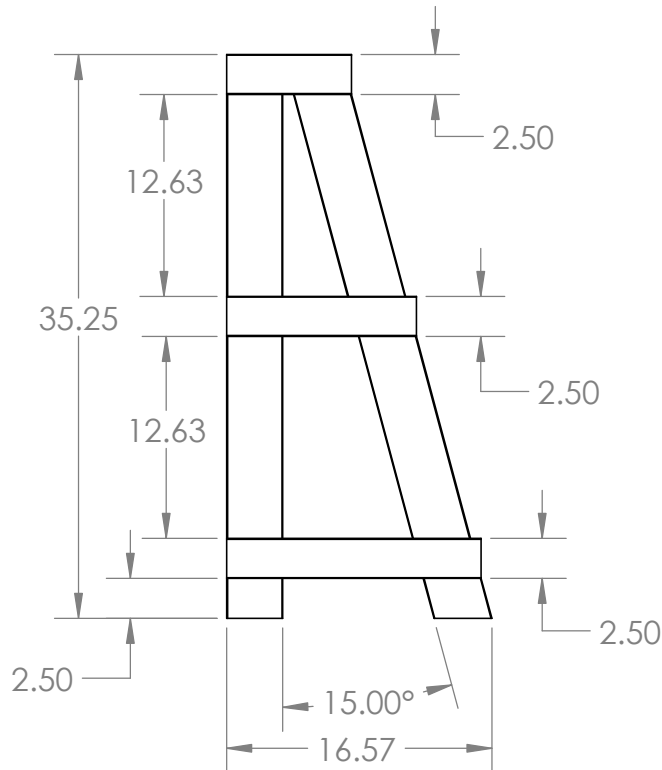
### STEP 1: BUILDING SIDES ASSEMBLY



**USE WOOD GLUE &  
16 Ga NAILS TO ATTACH**

LEFT SIDE ASSEM

RIGHT SIDE ASSEM



**NOTE: MAKE SURE THE TWO  
SIDES ARE BUILT OPPOSITE**

TITLE:

**PLANT STAND / BOOKSHELVES**

	NAME	DATE
DRAWN		

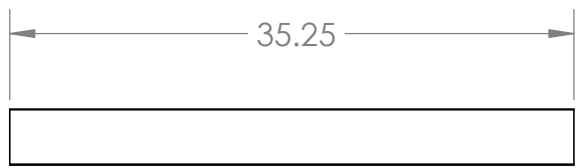
SIZE: **A** DWG. NO. **BUILDING STEPS** REV

UNLESS OTHERWISE SPECIFIED:  
DIMENSIONS ARE IN INCHES  
TOLERANCES: ±0.0625 in

COMMENTS:  
DO NOT SCALE DRAWING

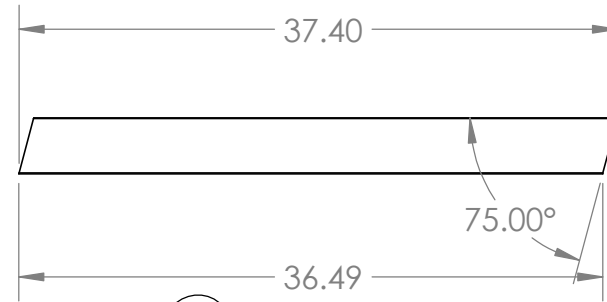
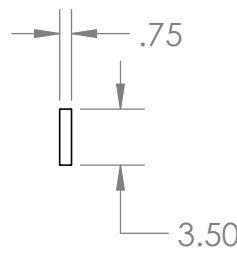
SCALE: N/A WEIGHT: SHEET 1 OF 3





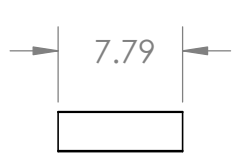
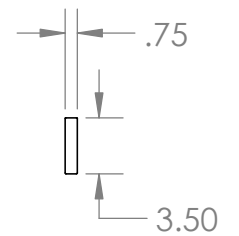
1

PART#: 1x4x35.25 VERTICAL LEG  
 MATERIAL: PINE  
 QTY: 2



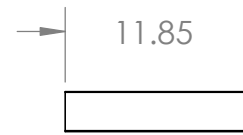
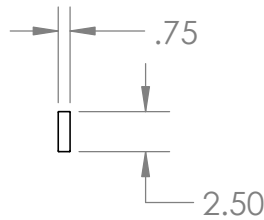
2

PART#: 1x4x36 DIAGONAL LEG  
 MATERIAL: PINE  
 QTY: 2



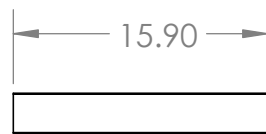
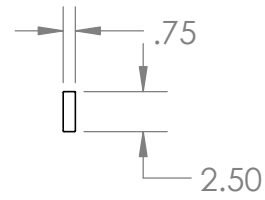
3

PART#: 1x4x7.75 SUPPORTING BAR - TOP  
 MATERIAL: PINE  
 QTY: 2



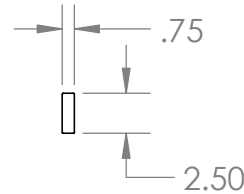
4

PART#: 1x4x11.875 SUPPORTING BAR - MIDDLE  
 MATERIAL: PINE  
 QTY: 2



5

PART#: 1x4x15.875 SUPPORTING BAR - BOTTOM  
 MATERIAL: PINE  
 QTY: 2



TITLE:  
**PLANT STAND / BOOKSHELVES**



UNLESS OTHERWISE SPECIFIED:  
 DIMENSIONS ARE IN INCHES  
 TOLERANCES: ±0.0625 in

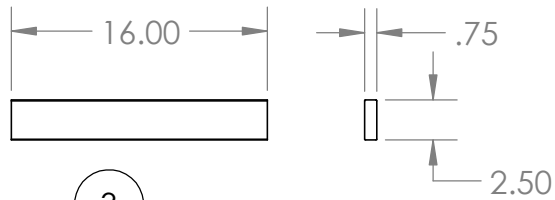
	NAME	DATE
DRAWN		
CHECKED		
COMMENTS:		
DO NOT SCALE DRAWING		

SIZE	DWG. NO.	REV
<b>A</b>	<b>BUILDING STEPS</b>	
SCALE: N/A	WEIGHT:	SHEET 2 OF 3

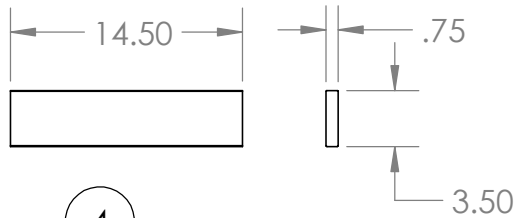
ITEM NO.	PART NUMBER	QTY.
1	SIDE ASSEMBLY - LEFT	1
2	SIDE ASSEMBLY - RIGHT	1
3	1x3x16 HORIZONTAL BAR	3
4	1x4x14.5 HORIZONTAL BAR	1
5	1x3x14.5 HORIZONTAL BAR	9

**STEP 2: ADDING HORIZONTAL BARS**

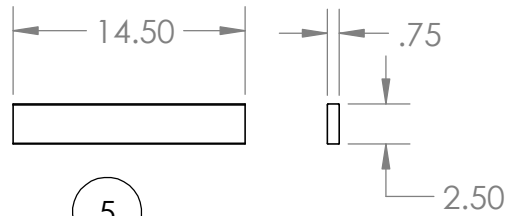
**FINISHED. PAINT/STAIN IF NEEDED**



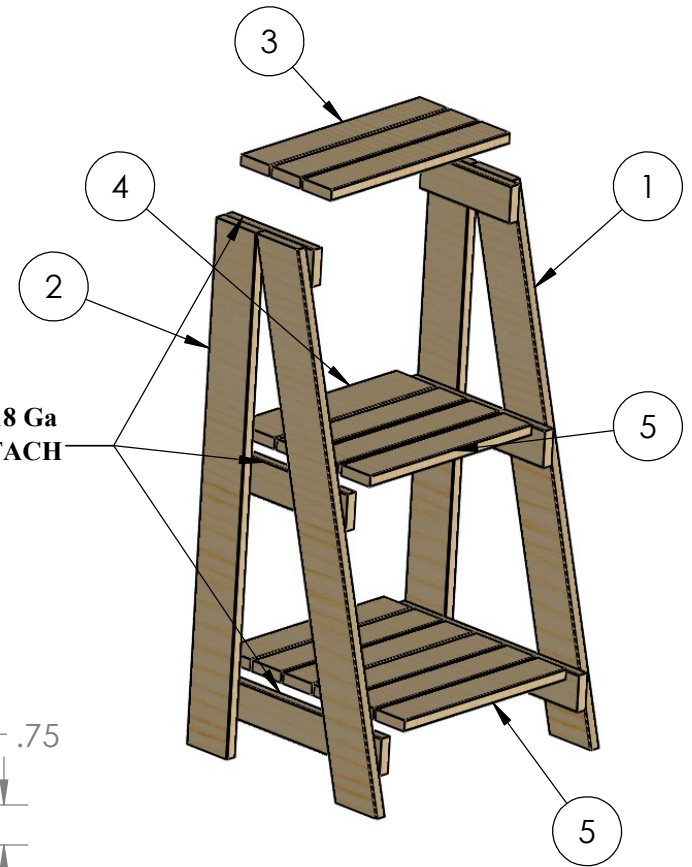
3  
PART#: 1x3x16 HORIZONTAL BAR  
MATERIAL: PINE  
QTY: 3



4  
PART#: 1x4x14.5 HORIZONTAL BAR  
MATERIAL: PINE  
QTY: 1



5  
PART#: 1x3x14.5 HORIZONTAL BAR  
MATERIAL: PINE  
QTY: 9



USE WOODGLUE & 18 Ga  
BRAD NAILS TO ATTACH

TITLE:

**PLANT STAND / BOOKSHELVES**

	NAME	DATE
DRAWN		

SIZE	DWG. NO.	REV
<b>A</b>	<b>BUILDING STEPS</b>	



UNLESS OTHERWISE SPECIFIED:  
DIMENSIONS ARE IN INCHES  
TOLERANCES: ±0.0625 in

CHECKED  
COMMENTS:

DO NOT SCALE DRAWING

SCALE: N/A

WEIGHT:

SHEET 3 OF 3